

OPENINGS



www.amarr.com





STEEL



WOOD



SPECIALTY

Openings. Open up to a new way of thinking. The garage. It's more than a way in, or a way out. Inside it's a parking lot, a gym, a workshop. Outside, it's an extension of your home, a reflection of your personality, of your individuality. Whether you prefer steel, wood, aluminum or vinyl, rethink what a garage door is, or can be. Amarr Openings. Open up to the possibilities.

Openings. The Construction.

Steel. Amarr steel doors are built with low-maintenance, heavy-duty steel. Choose from 1000 single, 2000 double or 3000 triple-layer construction for your desired level of energy efficiency and noise control. Experience the strength, security, and peace of mind you get with steel.

1000

Single-Layer: Steel

Classica, Oak Summit, Heritage & Stratford

Get value and durability with an Amarr 1000 single-layer steel door. These heavy-duty steel doors are durable, reliable, and low maintenance.

- Heavy-Duty Exterior Steel
- Durable, Reliable, Low Maintenance



2000

Double-Layer: Steel + Insulation

Classica, Oak Summit, Heritage & Stratford

An Amarr 2000 double-layer door provides durable, low-maintenance features, plus a layer of vinyl-coated insulation for increased thermal properties and quieter operation.

- Heavy-Duty Exterior Steel
- Durable, Reliable, Low Maintenance
- Environmentally Safe Polystyrene Thermal Insulation with Vinyl Backing
- Energy Efficient
- Quiet Operation



R-VALUE
6.64


3000

Triple-Layer: Steel + Insulation + Steel

Classica, Oak Summit, Heritage, Stratford Hillcrest, Lincoln, Designer's Choice & Olympus

For the toughest, most energy-efficient steel door, an Amarr 3000 triple-layer door includes the ultimate in thermal properties, plus a layer of steel for a finished interior look and added durability.

- Heavy-Duty Exterior and Interior Steel
- Durable, Reliable, Low Maintenance
- Environmentally Safe Polystyrene or Polyurethane Thermal Insulation
- Superior Energy Efficiency
- Extra Quiet Operation



R-VALUE
19.40

DESIGNER'S CHOICE*
OLYMPUS†



R-VALUE
13.35

CLASSICA
DESIGNER'S CHOICE**
OLYMPUS‡



R-VALUE
9.05

HILLCREST
LINCOLN



R-VALUE
9.05

HERITAGE

R-VALUE
6.48

OAK SUMMIT
STRATFORD

* For True White Bead Board only.
** For all other panels and colors.

† For True White Short Panel only.
‡ For all other panels and colors.



Classica Tuscany design with Madeira windows in True White



Northampton design with Madeira windows in Walnut

CLASSICA® COLLECTION

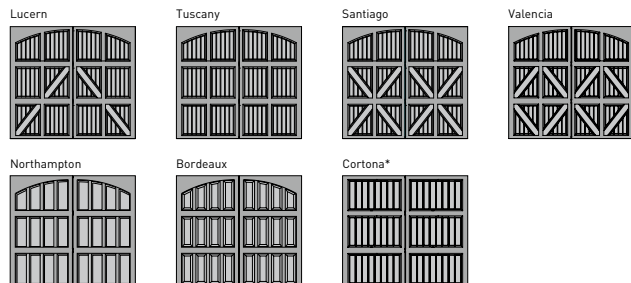
Looks can be deceiving. From a distance, you see wood. Up close, it's sturdy, durable, low-maintenance steel. The Classica Collection of Carriage House Doors. Precision-shaped doors in fresh, clean, classic carriage house styles that go up and down like traditional garage doors.

Three-section tall designs, instead of four, help deliver a more authentic carriage house look. Deception never looked so good.

Santiago design with Madeira Windows in True White/Gray



DESIGNS



*Long Panel Arched Top not available.

Lucern with Thames Windows (L10)



Tuscany with Closed Arch (T1)




Bordeaux with Jardin Windows (B75)



Cortona with Seine Windows (C8)



Santiago with Nile Windows (S6)



1000
Single-Layer:
Steel

2000
Double-Layer:
Steel + Insulation

3000
Triple-Layer:
Steel + Insulation + Steel

Designs
Unique three-section tall carriage house style doors available in seven stamped-steel panel designs.
See page 38 for complete specifications.

Decorative Options
Optional decorative hardware, reminiscent of authentic hardware found on original carriage houses, adds character to your door.
See pp.6-7 for all window and hardware options.

OPTIONS

Visit amarr.com and access Amarr's Door Designer to view specific designs in various architectural styles.

CLASSICA® COLLECTION TOP SECTIONS

CLOSED ARCH • Available for TUSCANY (T1), SANTIAGO (S1), LUCERN (L1), VALENCIA (V1), CORTONA (C1)



CLOSED SQUARE • Available for TUSCANY (T2), SANTIAGO (S2), LUCERN (L2), VALENCIA (V2)



CLOSED DOUBLE ARCH • Available for TUSCANY (T1D), SANTIAGO (S1D), LUCERN (L1D), VALENCIA (V1D), CORTONA (C1D)



CLOSED ARCH • NORTHAMPTON (N1)



CLOSED SQUARE • NORTHAMPTON (N2)



CLOSED ARCH • BORDEAUX (B1)



CLOSED SQUARE • BORDEAUX (B2)



CLOSED SQUARE • CORTONA (C2)




DANUBE (4)*



MADEIRA (5)*



NILE (6)*



RHINE (7)*



SEINE (8)*



THAMES (10)*



OBSCURE (0)



AMERICANA (57)†



JARDIN (75)†



TRELLIS (76)†



Design visibility varies due to lighting.
*Designs available with Obscure glass.
†Tempered obscure glass with baked-on ceramic design.

CLASSICA® COLLECTION COLORS

Actual paint colors may vary from samples shown.

Amarr steel doors are pre-painted; for custom colors exterior latex paint must be used.



*Price upcharge applies. Odd heights not available.

TWO-TONE PAINT OPTIONS**

**Price Upcharge.

		BASE DOOR					
PANEL		TRUE WHITE	ALMOND	WICKER TAN	SANDTONE	TERRATONE	DARK BROWN
TRUE WHITE							
ALMOND							
WICKER TAN							
SANDTONE							
TERRATONE							
DARK BROWN							
HUNTER GREEN							
GRAY							

DECORATIVE HARDWARE & LOCK

ALUMINUM

Available for Classica, Oak Summit, Hillcrest, Designer's Choice, Trento, and Coastal Collections.



†Hinges with Clavos not recommended for arched openings



†Hinges with Clavos not recommended for arched openings

STAMPED STEEL

Available for Classica, Oak Summit, Hillcrest, Designer's Choice, Trento, and Coastal Collections.



ABS VINYL

Available for Classica, Oak Summit, Hillcrest, and Designer's Choice Collections.






Bead Board design with Mission DecraGlass in Golden Oak†

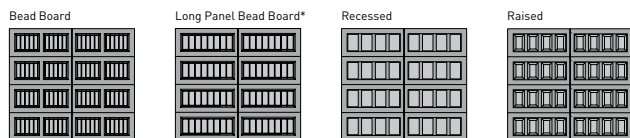
OAK SUMMIT® COLLECTION

Self-expression shouldn't cost a fortune. With Amarr's Oak Summit Collection, it won't. These durable steel doors offer an attractive carriage house look. Choose from a variety of door colors, decorative hardware, and window accents. Customize your look with Amarr's most affordable carriage house door.

Long Panel Bead Board* design with Moonlite DecraTrim in True White



DESIGNS



*Available on Oak Summit 1000/2000 only.

Raised with Cascade DecraTrim (RS23)



Bead Board with Prairie DecraTrim (BB21)



Long Panel Bead Board with Stockton DecraTrim (LPBB20)



Recessed with Arched Thames DecraTrim (RE31)†



Recessed with Heartland DecraGlass (RE70)



1000
Single-Layer:
Steel

2000
Double-Layer:
Steel + Insulation

3000
Triple-Layer:
Steel + Insulation + Steel

Designs

The Oak Summit Collection is available in Bead Board, Long Panel Bead Board, Recessed, or Raised Panel designs with your choice of eleven colors.

See page 38 for complete specifications.

Decorative Options

Give your door a unique carriage house look with a variety of decorative window and hardware options.

See page 7 for all decorative hardware options, pp.22-23 for windows.

COLORS

Actual paint colors may vary from samples shown.

Amarr steel doors are pre-painted; for custom colors, exterior latex paint must be used.



†Color only available in Oak Summit 3000.

*Price upcharge applies.



Raised design with Arched Thames DecraTrim in Wicker Tan

HILLCREST COLLECTION

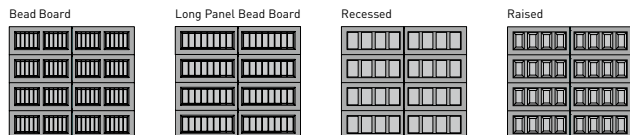
Beauty that's more than skin deep. With the Hillcrest Collection, you get more than a custom carriage house look with a wide range of colors, decorative hardware and window styles. You get the efficiency and durability of 2-inch thick, triple-layer construction and a competitive price.

The Hillcrest Collection from Amarr. Value is a beautiful thing.

Bead Board design with Wagon Wheel DecraTrim in True White



DESIGNS



Recessed with Mission DecraGlass (RE71)



Recessed with Stockton DecraTrim (RE20)



Raised with Waterford DecraTrim (RS25)



Bead Board Closed (BB)



Bead Board with Cascade DecraTrim (BB23)



3000
Triple-Layer:
Steel + Insulation + Steel

R-VALUE
9.05

Designs

The Hillcrest is offered in Bead Board, Raised, or Recessed Panel Carriage House designs, in four color options.

See page 38 for complete specifications.

Decorative Options

Choose DecraTrim window inserts or DecraGlass windows to coordinate with your home's design along with optional decorative hardware.

See page 7 for all decorative hardware options, pp.22-23 for windows.

COLORS

Actual paint colors may vary from samples shown.

Amarr steel doors are pre-painted; for custom colors, exterior latex paint must be used.



TRUE WHITE



WICKER TAN



SANDTONE



DARK BROWN



Bead Board design with Stockton DecraTrim in True White

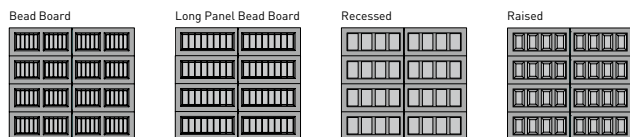
DESIGNER'S CHOICE COLLECTION

Design and energy efficiency make Designer's Choice doors popular models. With triple-layer construction and superior insulation R-value of 19.40*, these durable, low-maintenance doors give you the ultimate in quiet operation and energy efficiency.

Recessed design with Thames DecraTrim in Sandtone



DESIGNS



Bead Board
with Cascade DecraTrim (BB23)



Raised Closed (RS)

Long Panel Bead Board
with Stockton DecraTrim (LPBB20)



Bead Board
with Victorian DecraGlass (BB54)



Recessed
with Moonlite DecraTrim (RE24)



DC-500

Triple-Layer:
Steel + Insulation + Steel

R-VALUE
19.40*

Designs

The Designer's Choice model is available in four Carriage House designs and five color options.

See page 38 for complete specifications.

Decorative Options

Choose from DecraTrim inserts or DecraGlass windows to best coordinate with your home.

See page 7 for all decorative hardware options, pp.22-23 for windows.

* For True White Bead Board only. 13.35 for all other panels and colors.

COLORS



Actual paint colors may vary from samples shown. Amarr steel doors are pre-painted; for custom colors, exterior latex paint must be used.

†Price upcharge applies.



Long Panel design with Prairie DecraGlass in Walnut†

HERITAGE™ COLLECTION

Tradition never goes out of style. Choose from four different panel designs to create the steel garage door you always wanted.

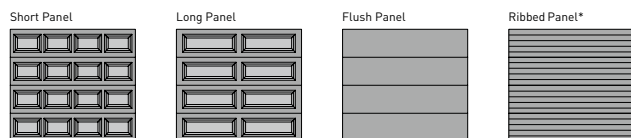
The Heritage Collection provides a low-maintenance, heavy gauge steel door in your choice of traditional styles.

Great looks for years to come.

Short Panel design with Prairie DecraTrim in True White



DESIGNS



*Available in Heritage 3000 only.

Short Panel with Sunray DecraTrim (SP27)




Flush Panel (FP)



Short Panel with Americana DecraGlass (SP57)†



Ribbed Panel (RP)*



Long Panel with Moonlite DecraTrim (LP24)



1000
Single-Layer:
Steel

2000
Double-Layer:
Steel + Insulation

3000
Triple-Layer:
Steel + Insulation + Steel

Designs

The Heritage Collection is available in Short, Long, Flush, and Ribbed panel designs and seven color options.

See page 38 for complete specifications.

Decorative Options

Choose from DecraGlass windows or DecraTrim window inserts to coordinate with your home.

See pp. 22–23 for all window options.

COLORS

Actual paint colors may vary from samples shown.

Amarr steel doors are pre-painted; for custom colors, exterior latex paint must be used.



† Color only available in Heritage 3000. Price upcharge applies.



Short Panel design in Golden Oak†

STRATFORD® COLLECTION

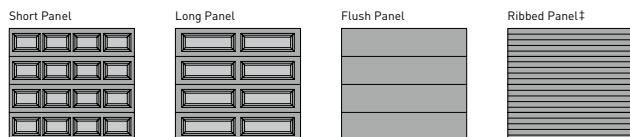
Time-honored style. The Stratford Collection offers 4 traditional designs, 11 color choices, and 21 decorative window options. This durable low-maintenance collection provides section interfaces designed to reduce the risk of serious finger and hand injuries.

The Stratford Collection. A statement of style.

Long Panel design with Trellis DecraGlass in Sandtone



DESIGNS



†Available in Stratford 3000 only.

Short Panel with Heartland DecraGlass (SP70)



Ribbed Panel (RP)†




Long Panel with Arched Thames DecraTrim (LP31)†



Short Panel with Stockton DecraTrim (SP20)



Flush Panel (FP)



1000
Single-Layer:
Steel

2000
Double-Layer:
Steel + Insulation

3000
Triple-Layer:
Steel + Insulation + Steel

Designs

The Stratford Collection is available in a variety of designs and colors.

See page 38 for complete specifications.

Decorative Options

Choose from contemporary or Craftsman DecraGlass windows or DecraTrim window inserts to coordinate with your home.

See pp. 22–23 for all window options.

COLORS

Actual paint colors may vary from samples shown.

Amarr steel doors are pre-painted; for custom colors, exterior latex paint must be used.



†Color only available in Stratford 3000.

*Price upcharge applies.



Long Panel design with Stockton DecraTrim in True White

LINCOLN COLLECTION

Traditional style. Exceptional value. The Lincoln Collection combines unique, yet timeless traditional designs and color options with the efficiency and durability of 2-inch thick, triple-layer construction.

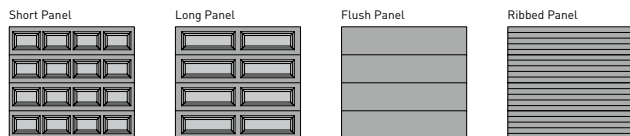
Along with 24 decorative window choices, this affordable collection delivers premium style at a competitive price.

The Lincoln Collection. A new tradition of style and value.

Short Panel design in Wicker Tan



DESIGNS



Short Panel with Prairie DecraTrim (SP21)



Flush Panel (FP)



Long Panel with Cascade DecraTrim (LP23)



Ribbed Panel (RP)



Short Panel with Chalet DecraGlass (SP56)



3000
Triple-Layer:
Steel + Insulation + Steel

R-VALUE
9.05

Designs

The Lincoln is a traditional design door offered in Short, Long, Flush, or Ribbed Panels. Four colors are available. See page 38 for complete specifications.

Decorative Options

Choose from DecraTrim window inserts or DecraGlass windows to coordinate with your home's design. See pp. 22-23 for all window options.

COLORS

Actual paint colors may vary from samples shown.

Amarr steel doors are pre-painted; for custom colors, exterior latex paint must be used.



TRUE WHITE



WICKER TAN



SANDTONE



DARK BROWN



Short Panel design with Stockton DecraTrim in True White

OLYMPUS COLLECTION


When it comes to ultimate protection, the Olympus stands tall. With triple-layer construction and superior insulation R-value of 19.40*, these durable, low-maintenance doors give you the ultimate in quiet operation and energy efficiency.

Long Panel design with Waterford DecraTrim in Almond




DESIGNS

Short Panel



Long Panel



Short Panel with Stockton DecraTrim (SP20)



Long Panel with Moonlite DecraTrim (LP24)



Short Panel with Sunray DecraTrim (SP27)



Short Panel with Riviera DecraGlass (SP55)



Long Panel with Prairie DecraTrim (LP21)



Olympus 500

Triple-Layer:
Steel + Insulation + Steel

R-VALUE
19.40*

Designs

The Olympus model is available in Short Panel and Long Panel designs and five color options. See page 38 for complete specifications.

Decorative Options

Choose from DecraTrim inserts or DecraGlass windows to best coordinate with your home.

See pp.22-23 for all window options.

* For True White Short Panel only. 13.35 for all other panels and colors.

COLORS

Actual paint colors may vary from samples shown.

Amarr steel doors are pre-painted; for custom colors, exterior latex paint must be used.



TRUE WHITE



ALMOND



WICKER TAN



SANDTONE



DARK BROWN



BLACK+

†Price upcharge applies.

OPTIONS

Visit amarr.com and access Amarr's Door Designer to view specific designs in various architectural styles.

DECRATRIM WINDOW INSERTS

Available with Clear or Obscure Glass.

SHORT PANEL

Available for Heritage, Stratford, Lincoln, and Olympus collections.

CLEAR (C)



OBSCURE (O)



STOCKTON (20)



PRAIRIE (21)



CATHEDRAL (22)



CASCADE (23)



WATERFORD (25)



WAGON WHEEL (26)



SUNRAY (27)



FULL SUNRAY (28) Short Panel



FULL SUNRAY (28) Long Panel



FIVE PIECE SUNRAY for 10" width doors (29) Available only in True White.



ARCHED THAMES (31)



MOONLITE (24)




LONG PANEL

Available for Heritage, Stratford, Lincoln, Oak Summit, Hillcrest, Olympus and Designer's Choice collections.

CLEAR (C)



OBSCURE (O)



STOCKTON (20)



PRAIRIE (21)



CATHEDRAL (22)



CASCADE (23)



WATERFORD (25)



WAGON WHEEL (26)



SUNRAY (27)



Available for 15" 6", 15" 8", 16", 17", and 18" only.



Available for 15", 15" 6", 15" 8", 16", 17", and 18" only.



THAMES (30)




DECRAGLASS™ WINDOWS

Tempered obscure glass with baked-on ceramic designs.

SHORT PANEL

Available for Heritage, Stratford, Lincoln, and Olympus collections.


VICTORIAN (54)



RIVIERA (55)*



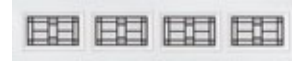
CHALET (56)




AMERICANA (57)



HEARTLAND (70)



MISSION (71)



PRAIRIE (72)†



JARDIN (75)



TRELLIS (76)



LONG PANEL

Available for Heritage, Stratford, Lincoln, Oak Summit, Hillcrest, Olympus and Designer's Choice collections.

VICTORIAN (54)



RIVIERA (55)*




CHALET (56)



AMERICANA (57)



HEARTLAND (70)



MISSION (71)



PRAIRIE (72)



JARDIN (75)



TRELLIS (76)



* Clear glass with printed frost pattern. † Obscure glass with v-groove.
Design visibility varies due to lighting.

STEEL COLORS

See specifications on pages 34–35 for model availability.
Actual paint colors may vary from samples shown.

Amarr steel doors are pre-painted; for custom colors exterior latex paint must be used. Visit amarr.com for instructions on painting.



TRUE WHITE



ALMOND



WICKER TAN



SANDTONE



TERRATONE



DARK BROWN



HUNTER GREEN



GRAY



BLACK*



GOLDEN OAK*



WALNUT*



MAHOGANY*

*Price upcharge applies.



Claremont design with Seeded Glass (painted by homeowner)

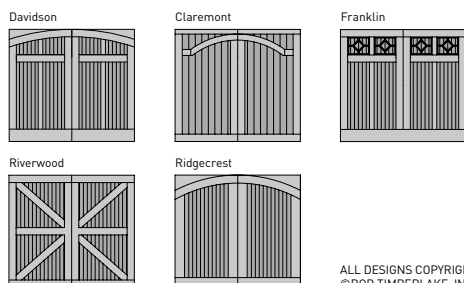
BOB TIMBERLAKE® COLLECTION

Some call it staring. Others, admiring. Either way, you'll see a lot of that on your street. With a Bob Timberlake® door, people can't help it. The craftsmanship is pure Americana, with all five carriage house styles reflecting the rural, rustic artistry that comes across in all of Bob Timberlake's unique designs. Bob Timberlake® garage doors. Strong, stylish, casually elegant, and worth a second look. Maybe even a third.

Davidson design with Seeded Glass (painted by homeowner)



DESIGNS



ALL DESIGNS COPYRIGHT
©BOB TIMBERLAKE, INC.

Ridgecrest



Davidson



Franklin with Seeded Glass



Riverwood



Claremont with Seeded Glass



Designs

5 door designs reflect your style with a choice of solid top sections or Seeded, Insulated, or Double Strength glass windows.

See page 40 for complete specifications.

Materials

Handcrafted in Cedar or Red Grandis. Available in either stainable clear grade or paint grade wood.

Decorative Options

Uniquely inspired by the designs and artistry of Bob Timberlake.

See pp.30-31 for all hardware options.

WOOD CHOICES

Wood choices shown are natural. Homeowner must finish door.



CLEAR
VERTICAL GRAIN CEDAR



INCENSE CEDAR



RED GRANDIS



R.H. Hunt design with R.H. Hunt gate latch (stained by homeowner)

BILTMORE® FOR YOUR HOME COLLECTION

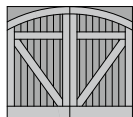
Subtleties matter. That's why Amarr offers five distinctive looks inspired by actual doors and design elements found on the Biltmore Estate, America's largest home. Charming wood carriage house doors with uncompromised craftsmanship, meticulous detailing, and decorative custom hardware for even more character. Sophisticated, inviting, and built to last. The Biltmore For Your Home Collection. Subtly different. Distinctively you.

Amherst design with Santiago knockers (painted by homeowner)




DESIGNS


Swannanoa




Vanderbilt



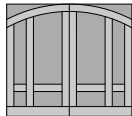
R.H. Hunt



Antler Hill




Amherst



Antler Hill



Amherst



Swannanoa with Seeded Glass



R.H. Hunt



Vanderbilt with Seeded Glass



Designs

5 distinctive Biltmore designs, with a choice of closed top sections or with windows. Glass choices include Double Strength, Seeded, or Insulated.

See page 40 for complete specifications.

Materials

Choose from the finest milled woods. Paintable or stainable wood exterior.

Decorative Options

Optional hardware includes door knockers, handles, braces, gate latches, and strap hinges inspired by designs and doors found at the Biltmore estate.

See pp. 30-31 for all hardware options.

WOOD CHOICES

Other types of wood available upon request.

Wood choices shown are natural. Homeowner must finish door.



CLEAR
VERTICAL GRAIN CEDAR



INCENSE CEDAR



RED GRANDIS



MAHOGANY



Terry design with R.H. Hunt gate latch (stained by homeowner)

AMARR BY DESIGN COLLECTION

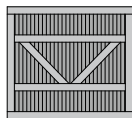
Get the neighbors talking. Start with Amarr's exquisite By Design Collection. Submit your own unique design and let our craftsmen build it. Or choose from one of our many custom wood carriage house styles and an array of materials, windows, and custom hardware to create a truly unique, one-of-a-kind door. Amarr By Design.

Get a gorgeous door, and a great conversation piece.


DESIGNS

Unlimited design options.

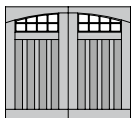
Sutcliffe




Roberts



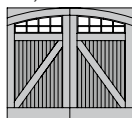
Curtis



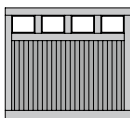
Easton



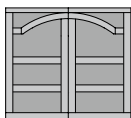
Lowry



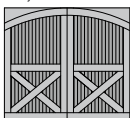
Preston



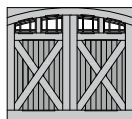
Hudson



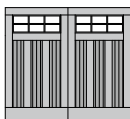
Terry



Williams

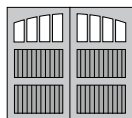


Runion

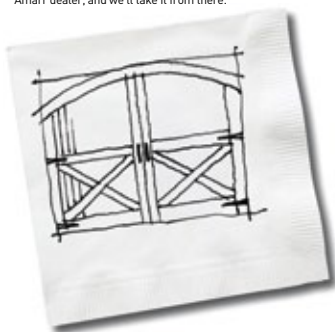
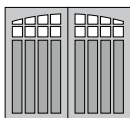


Custom designs available.
Simply draw your own unique door, give it to your Amarr dealer, and we'll take it from there.

3000 (custom)



7020 (l)



Curtis with Seeded Glass



Preston with Seeded Glass



Williams with Seeded Glass



Runion with Seeded Glass



Sutcliffe



Designs

Design your own look or pick from one of our many designs. Available with closed top section or with windows. Glass choices include Double Strength, Seeded, or Insulated.

Materials

Design your own door. Choose from the finest milled woods. Paintable or stainable wood exterior. See page 40 for complete specifications.

Decorative Options

Design your own finishing touches with decorative hardware. Popular choices include door knockers, handles, latches, braces, and strap hinges.

See pp. 30–31 for all hardware options.

WOOD CHOICES

Other types of wood available upon request.

Wood choices shown are natural. Homeowner must finish door.



CLEAR
VERTICAL GRAIN CEDAR



INCENSE CEDAR



RED GRANDIS



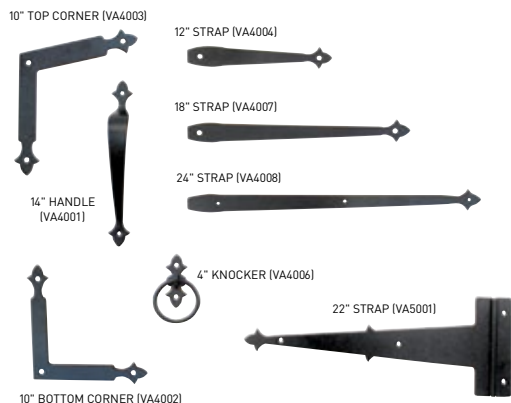
MAHOGANY

WOOD OPTIONS

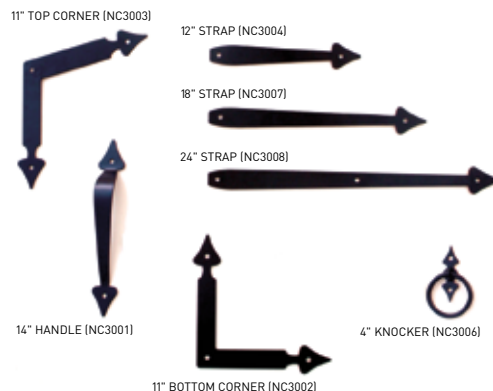
DECORATIVE HARDWARE (OPTIONAL)

Other decorative hardware available upon request.

VIRGINIA



CAROLINA




CAMBRIDGE

All Cambridge hardware is hand-forged and will vary slightly from piece to piece.



PARK CITY



R. H. HUNT



BARCELONA

All Barcelona hardware is hand-forged and will vary slightly from piece to piece.



*Not recommended for arched openings.

SANTIAGO

All Santiago hardware is hand-forged and will vary slightly from piece to piece.

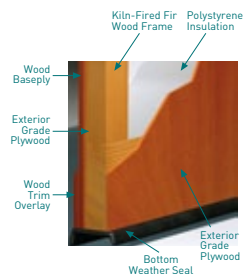


CONSTRUCTION

WOOD

Wood + Insulation + Wood

- Custom, Handcrafted Carriage House Designs
- Multiple Wood Options
- Paint or Stain Grade Wood
- Environmentally Safe Polystyrene Thermal Insulation
- Energy Efficient




WOOD DISTRESSING

4000



For a weathered effect, wirebrush distressing is available on any Amarr By Design door.

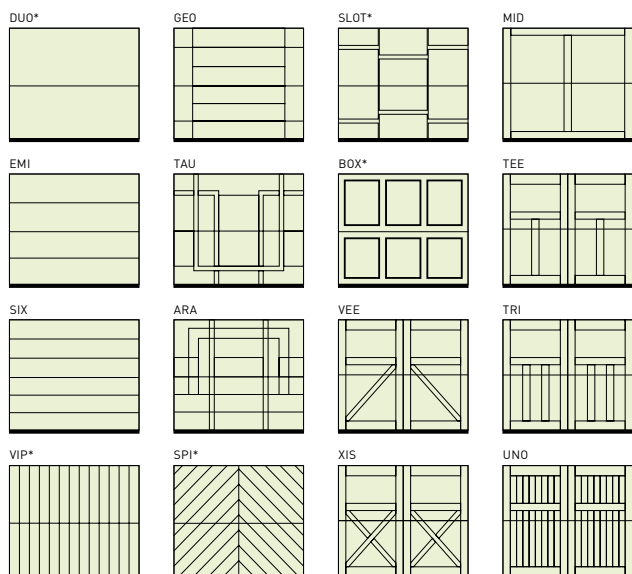


TRENTO COLLECTION

Introducing the beauty and brilliance of the Trento Collection by Silvelox. Its unique overlap technology makes it the most innovative garage door. No tracks. No springs. No rails. The two-section doors utilize a counterweight system along with an integrated DC opener for a simple, yet state-of-the-art garage door solution for your home.

DOOR DESIGNS

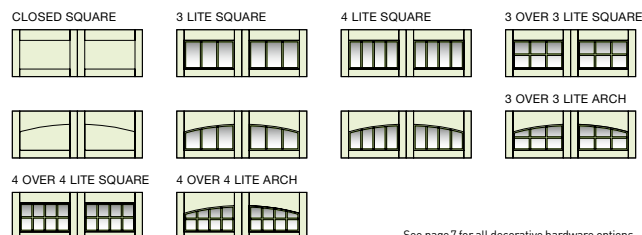
Made of Okoume wood; custom designs available.



*Not available in opening heights > 8' tall.

WINDOWS

Available for VEE, XIS, MID, TEE, TRI, and UNO only. Available with Clear, Obscure or Clear Insulated glass.



See page 7 for all decorative hardware options

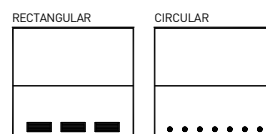
COLORS

Actual stain and paint colors may vary from samples shown.

STAIN



VENTILATION



WARRANTY


- 5-year limited warranty on materials and workmanship
- 5-year limited warranty on hardware
- 5-year limited warranty on finish
- 2-year limited warranty on opener (motor, parts, electrical)

20' X 10' Vista design with anodized frame and obscure glass.

VISTA COLLECTION

It's the perfect reflection of your style. The modern industrial look goes residential with the introduction of the Vista Collection. From the outside, these sleek doors perfectly mirror the clean lines and glass expanses of your home's contemporary design. Inside, they transform your garage into a bright and inviting room.

CONSTRUCTION




ALUMINUM

A Vista full view door offers strength and beauty to match the stylish design of your home.

- 2" thick extruded commercial-grade aluminum frame provides durability, low maintenance and corrosion resistance
- Tongue and groove section joints and bottom weather seal provide additional protection against the elements
- ClearView Aluminum Strut System does not restrict viewing area and adds strength and durability to doors; available for up to 24' wide doors, when required
- Available in 21" and 24" section heights; and 18" for odd height doors
- Wind load options available to meet local building codes
- Attractive, modern exterior handles [2] included

PANEL CONFIGURATION




FRAME COLORS



*Price Upcharge

GLASS

Glass is tempered and available as single pane or insulated.



*Laminated, not tempered! **Insulated glass not available.

ALUMINUM PANELS



WARRANTY

- 5-year limited warranty on materials and workmanship
- 5-year limited warranty on hardware
- 5-year limited warranty on finish

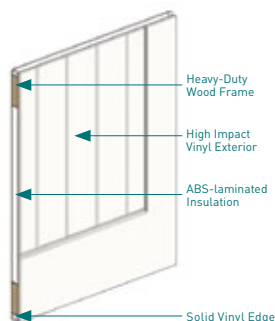


Nantucket design with Versailles hinges, handles, and custom clavos placement.

COASTAL COLLECTION

Timeless beauty in its element. No matter where you live, the Coastal Collection made with resilient vinyl, seals out the elements and resists dents and rust. No warping, rotting, splitting or cracking. Classic carriage house and traditional designs for years of maintenance-free performance. It's a beautiful thing.

CONSTRUCTION



VINYL

Vinyl + Insulation + ABS

- Solid Vinyl Face for Rust- and Dent-Resistance
- Solid Vinyl Edges to Seal Out Weather
- Machine-Carved V-Grooves for Precise Design Detail
- Environmentally Safe Polystyrene Insulation with laminated ABS thermoplastic backing
- Energy Efficient R-Value of 8.16

COLORS

Actual paint colors may vary from samples shown.

STANDARD



UV RESISTANT WHITE


WARRANTY

- 1-year limited warranty on materials and workmanship
- 3-year limited warranty on hardware
- Lifetime limited warranty on finish


DESIGNS

TRADITIONAL

Hampton




Gulfport

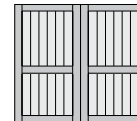


CARRIAGE HOUSE

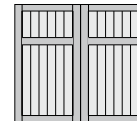
Monterey



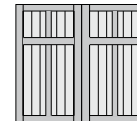
Nantucket



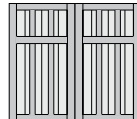
Catalina



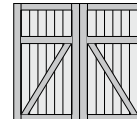
Hatteras



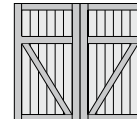
Newport



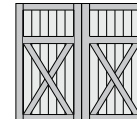
Clearwater



Freeport



Portsmouth



WINDOW OPTIONS

TRADITIONAL

STOCKTON SHORT PANEL



STOCKTON LONG PANEL



CASCADE SHORT PANEL



CASCADE LONG PANEL



SUNRAY (for doors greater than 10' wide)



SUNRAY (for doors equal to or less than 10' wide)



CARRIAGE HOUSE

SOLID SQUARE



12 LITES SQUARE¹



16 LITES SQUARE¹



SOLID ARCH*



12 LITES ARCHED¹



16 LITES ARCHED¹



* For carriage house doors greater than 10' wide, double arch is standard. Price upcharge applies for a single arch on doors greater than 10' wide.

¹ Windows not available for Monterey and Nantucket carriage house designs.

	CARRIAGE HOUSE DESIGN								TRADITIONAL DESIGN							
	CLASSICA 1000	CLASSICA 2000	CLASSICA 3000	OAK SUMMIT 1000	OAK SUMMIT 2000	OAK SUMMIT 3000	HILLCREST 3000	DESIGNER'S CHOICE 500	HERITAGE 1000	HERITAGE 2000	HERITAGE 3000	STRATFORD 1000	STRATFORD 2000	STRATFORD 3000	LINCOLN 3000	OLYMPUS 500
PANEL DESIGNS [Safe Guard]	✓	✓	✓	✓	✓	✓			✓	✓	✓	✓	✓	✓		
Short									•	•	•	•	•	•	•	•
Long									•	•	•	•	•	•	•	•
Flush									•	•	•	•	•	•	•	
Ribbed											•			•	•	
Carriage House	7 Designs	7 Designs	7 Designs	4 Designs	4 Designs	4 Designs	4 Designs	4 Designs								
CONSTRUCTION LAYERS	1	2	3	1	2	3	3	3	1	2	3	1	2	3	3	3
Steel	•			•					•			•				
Steel + Insulation		•			•					•			•			
Steel + Insulation + Steel			•			•	•	•			•			•	•	•
DOOR THICKNESS	2" (5.1cm)	2" (5.1cm)	2" (5.1cm)	2" (5.1cm)	2" (5.1cm)	13/8" (3.5cm)	2" (5.1cm)	2" (5.1cm)	2" (5.1cm)	2" (5.1cm)	2" (5.1cm)	2" (5.1cm)	2" (5.1cm)	13/8" (3.5cm)	2" (5.1cm)	2" (5.1cm)
INSULATION		Polystyrene ¹	Polyurethane ¹		Polystyrene ¹	Polystyrene ¹	Polystyrene ¹	Polyurethane		Polystyrene ¹	Polystyrene ¹		Polystyrene ¹	Polystyrene ¹	Polystyrene ¹	Polyurethane
R-VALUE ²		6.64	13.35		6.64	6.48	9.05	19.40 ³ /13.35 ⁴		6.64	9.05		6.64	6.48	9.05	19.40 ³ /13.35 ⁴
STEEL THICKNESS																
Gauge (ga)	24 ga	24 ga	25/27 ga	25ga	25ga	27/27ga	27/27ga	27/27ga	24ga	24ga	24/27ga	25ga	25ga	27/27ga	27/27ga	27/27ga
Gauge (mm)	0.61mm	0.61mm	0.53/0.42mm	0.53mm	0.53mm	0.42/0.42mm	0.42/0.42mm	0.42/0.42mm	0.61mm	0.61mm	0.61/0.42mm	0.53mm	0.53mm	0.42/0.42mm	0.42/0.42mm	0.42/0.42mm
WOODGRAIN EXTERIOR TEXTURE	•	•	•	•	•	•	•	•	•	•	•	•	•	•	•	•
END STILES																
Galvanized	•	•		•	•							•	•			
Painted			•			•	•	•	•	•	•			•	•	•
THERMAL SEAL						•		•*			•			•		•†
BOTTOM WEATHER SEAL	•	•	•	•	•	•	•	•	•	•	•	•	•	•	•	•
Steel Retainer	•	•	•	•	•			•**	•	•		•	•			•‡
Aluminum Retainer						•					•			•		
Extruded Vinyl							•	•*							•	•‡
DECORATIVE WINDOW OPTIONS	•	•	•	•	•	•	•	•	•	•	•	•	•	•	•	•
WINDOW GLASS OPTIONS																
3/32" (0.24cm) Single Strength				•	•	•	•	•	•	•	•	•	•	•	•	•
1/8" (0.32cm) Tempered Dbl Strength	•	•	•													
Insulated Glass			•			•	•	•			•			•	•	•
Obscure	•	•	•	•	•	•	•	•	•	•	•	•	•	•	•	•
DECORATIVE HARDWARE OPTIONS	•	•	•	•	•	•	•	•								
EXTERIOR COLOR OPTIONS																
True White	•	•	•	•	•	•	•	•	•	•	•	•	•	•	•	•
Almond	•	•	•	•	•	•	•	•	•	•	•	•	•	•	•	•
Wicker Tan	•	•	•	•	•	•	•	•				•	•	•	•	•
Sandtone	•	•	•	•	•	•	•	•	•	•	•	•	•	•	•	•
Terratone	•	•	•	•	•	•						•	•	•		
Dark Brown	•	•	•	•	•	•	•	•	•	•	•	•	•	•	•	•
Hunter Green						•								•		
Gray						•								•		
Black								•								•
Golden Oak ³	•	•	•			•					•			•		
Walnut ³	•	•	•			•					•			•		
Mahogany ³	•	•	•			•					•			•		
WIND LOAD ⁴ AVAILABLE	•	•	•	•	•	•	•	•*	•	•	•	•	•	•	•	•†
WARRANTY																
Paint Finish ⁵	Lifetime	Lifetime	Lifetime	15 Years	25 Years	Lifetime	Lifetime	Lifetime	Lifetime	Lifetime	Lifetime	Lifetime	15 Years	25 Years	Lifetime	Lifetime
Workmanship/Hardware ⁵	3 Years	5 Years	Lifetime	1 Year	2 Years	3 Years	3 Years	Lifetime	3 Years	5 Years	Lifetime	1 Year	2 Years	3 Years	3 Years	Lifetime



¹ Insulation on Amarr brand doors has passed self-ignition, flamespread, and smoke developed index fire testing.

² Calculated door section R-value is in accordance with DASMA TDS-163.

^A Based on independent laboratory test results.

^{*} True White Bead Board only.

^{**} All other panels and colors except True White Bead Board

[†] True White Short Panel only.

[‡] All other panels and colors except True White Short Panel

³ Classica Collection odd heights not available.

⁴ It is your responsibility to make sure your garage door meets local building codes.

⁵ For complete warranty details, visit amarr.com or contact your local Amarr dealer.

NOTE: Optional door locks and various heights and widths are available thru your local garage door dealer.

WOOD SPECIFICATIONS

	BOB TIMBERLAKE® COLLECTION	BILTMORE® FOR YOUR HOME COLLECTION	AMARR BY DESIGN COLLECTION
PANEL DESIGNS			
Carriage House	5 Designs	5 Designs	Unlimited Designs
CONSTRUCTION*			
Wood + Insulation + Wood	•	•	•
DOOR THICKNESS	3" (7.6cm)	3" (7.6cm)	3" (7.6cm)
WOOD BASEPLY OPTIONS			
5/8" MDO Plywood (paint grade only)		•	•
1/2" Marine Grade Plywood		•	•
5/8" Incense Cedar	•	•	•
5/8" Clear Vertical Grain Cedar	•	•	•
5/8" Red Grandis	•	•	•
5/8" Mahogany		•	•
Other materials available upon request		•	•
TRIM OVERLAY OPTIONS			
5/8" Moisture-and Rot-resistant		•	•
Extira Exterior Panel (paint grade only)		•	•
5/8" Incense Cedar	•	•	•
5/8" Clear Vertical Grain Cedar	•	•	•
5/8" Red Grandis	•	•	•
5/8" Mahogany		•	•
Other materials available upon request		•	•
OPTIONAL WOOD DISTRESSING			•
SECTION HEIGHT OPTIONS	18" or 21"	18" or 21"	18", 21", 28" or 32"
POLYSTYRENE INSULATION (1 3/8" thick)	•	•	•
BOTTOM WEATHERSEAL	•	•	•
DECORATIVE WINDOW OPTIONS			
1/8" (0.32cm) Double Strength	•	•	•
Seeded	•	•	•
Insulated	•	•	•
OPTIONAL DECORATIVE HARDWARE	•	•	•
WIND LOAD¹ AVAILABLE*	•	•	•
FIRE RATED DOORS AVAILABLE²	•	•	•
SECTION WARRANTY³	1 Year	1 Year	1 Year

¹ It is your responsibility to make sure your garage door meets local building codes.

* Optional: Wood-on-steel section construction is available. Some wind load pressures may require wood-on-steel section construction.

² Optional: Special-designed doors meet guidelines for CA Building Codes for use in Wildlife Urban Interface (WUI). Fire-rated doors with insulated and tempered glass windows available.

Doors are shipped natural. Priming is available for paint grade doors. All doors require finishing on all six (6) sides of each section within two days of receipt of door(s) and prior to installation. Visit amarr.com for finishing recommendations.

³ For complete warranty details, visit amarr.com or contact your local Amarr dealer.

HARDWARE SPECIFICATIONS

TRACK: 2" industrial grade galvanized .083 horizontal and vertical track. Standard lift ZSC-15" radius or 2LC-6" low headroom clearance. For doors over 650 lbs, 3" track.

HINGES: Up to 12": Single-end 11ga graduated galvanized. 12" and over: Double-end 11ga graduated galvanized.

ROLLERS: 2" nylon 10-ball bearing commercial rollers (short stem for up to 12"; long stem for 12" and over).

STRUTS: 3" galvanized struts

COUNTER BALANCE: 10,000 cycle torsion springs,cast aluminum cable drums, 1" diameter 11ga torsion tube. For doors over 650 lbs, solid core steel shaft and coupler if exceeding 151" in length.

FASTENERS: Cadmium plated fasteners [standard] for on-door hardware and securing tracks to jamba. All hinge fasteners are factory installed with concealed bolt heads (under the trim overlay).

OPERATION: Manual push-up. No lock assembly is supplied. Electric openers with 3/4 hp recommended for best possible operation.

Doors available in various heights and widths. Hardware specifications are consistent with doors not exceeding 18" wide and 10' high. Requirements escalate with door size and weight and have limitations. Contact your local Amarr dealer for specific details.

SPECIALTY SPECIFICATIONS

OVER LAP	TRENTO COLLECTION
MATERIAL	Okoume marine-grade hardwood interior and exterior
DOOR THICKNESS	3"
INSULATION	Polystyrene
R-VALUE	10.6
DC OPENER	Integrated in headbar, includes photoeyes
UL325	MET Labs Certified
OPENING SIZES⁴ (in 2" increments)	
Width	8'-18" wide
Height	6'- 9' tall for <15' wide; 6'-8' tall for ≥15' wide
OVERHEAD TRANSOMS	For opening heights over 9' tall
MINIMUM MEASUREMENTS REQUIRED	
Sideroom	5-1/2" for all door heights
Headroom	7-3/4" for all door heights
Backroom	4' 6-3/4" for a 7' tall door; varies by door height²
Interior Clearance	2' 9" between a 7' tall door and a 6' 5" tall car; varies by door and car height⁵
WIND LOAD¹ AVAILABLE	No
FINISH WARRANTY²	5 Years
WORKMANSHIP/HARDWARE WARRANTY²	5 Years
OPENER WARRANTY³ (Motor, Parts, Electrical)	2 Years
U.S. PATENT	8499816 B2

ALUMINUM	VISTA COLLECTION
FRAME CONSTRUCTION	2" thick aluminum
SECTION HEIGHTS	21" and 24"; 18" for odd height doors
GLASS OPTIONS	
Transparent	Clear, Obscure, Low-E
Opaque	Frost, Snow, Whiteout
Tint	Gray, Bronze, Green
FRAME COLORS	Clear Anodized, Anodized Dark Bronze, Anodized Black, White Powder Coat, Bronze Texture Powder Coat, Dark Bronze Powder Coat, Super Black Powder Coat
ALUMINUM PANELS	Clear Anodized, Anodized Dark Bronze, Anodized Black, White Powder Coat
WIND LOAD¹ AVAILABLE	•
FINISH WARRANTY²	5 Years
WORKMANSHIP/HARDWARE WARRANTY²	5 Years

VINYL	COASTAL COLLECTION
CONSTRUCTION	Vinyl + Insulation + ABS
DOOR THICKNESS	1 7/16"
R-VALUE	8.16
WINDOW OPTIONS	•
GLASS OPTIONS	1/8" Clear DSB (Standard), Clear Tempered, Obscure, Seedy, Insulated
WIND LOAD¹ AVAILABLE	Up to 9'x 8', +/- 30.6psf, ~125mph
WIDTHS AVAILABLE³	8', 9', 10', 16', 18'
HEIGHTS AVAILABLE⁵	6'6", 7', 7'6", 8'
SECTION WARRANTY²	1 Year
FINISH WARRANTY²	Lifetime
HARDWARE WARRANTY²	3 Years

¹ It is your responsibility to make sure your garage door meets local building codes.

⁵ Custom widths and heights available. Upcharge applies.

² For complete technical specs, visit amarr.com or contact your local Amarr dealer.

³ For complete warranty details contact your local Amarr dealer.

⁴ Actual door height is greater than opening height.



Our Philosophy. Since 1951, we have successfully raised the standards of quality, value, and dependability in our industry. Today, with the same promise of individual attention and great value for all our customers, we remain committed to offering products and services that raise those standards even higher.



BILTMORE™
For Your Home

SILVELOX

165 Carriage Court
Winston-Salem, NC 27105
800.503.DOOR
www.amarr.com

Amarr steel and aluminum garage doors are Made in the USA.

Amarr, Classica, Stratford and Oak Summit as words and logos are registered trademarks belonging to Entrematic Group AB or other companies controlled by the same organization. All rights reserved.

The Bob Timberlake Signature and Quill are registered trademarks of Bob Timberlake, Inc., North Carolina, U.S.A.

Biltmore™ For Your Home is a registered trademark of The Biltmore Company, North Carolina, U.S.A.

Entrematic manufactures and distributes Bob Timberlake® and Biltmore® For Your Home products under licensing agreements.

Entrematic distributes Silvelox products under an exclusive North American distribution agreement.

Entrematic reserves the right to change specifications and designs without notice and without incurring obligations.

Sectional door products from Entrematic may be the subject of one or more U.S. and/or foreign, issued and/or pending, design and/or utility patents.

©Entrematic Group AB 2014. All rights reserved.
Printed in the U.S.A. Form #6010714/25M/GVS

Visit amarr.com for additional products distributed by Amarr, including garage accessories and a full line of commercial sectional, rolling sheet, and rolling steel doors.

Your Local Amarr Dealer: